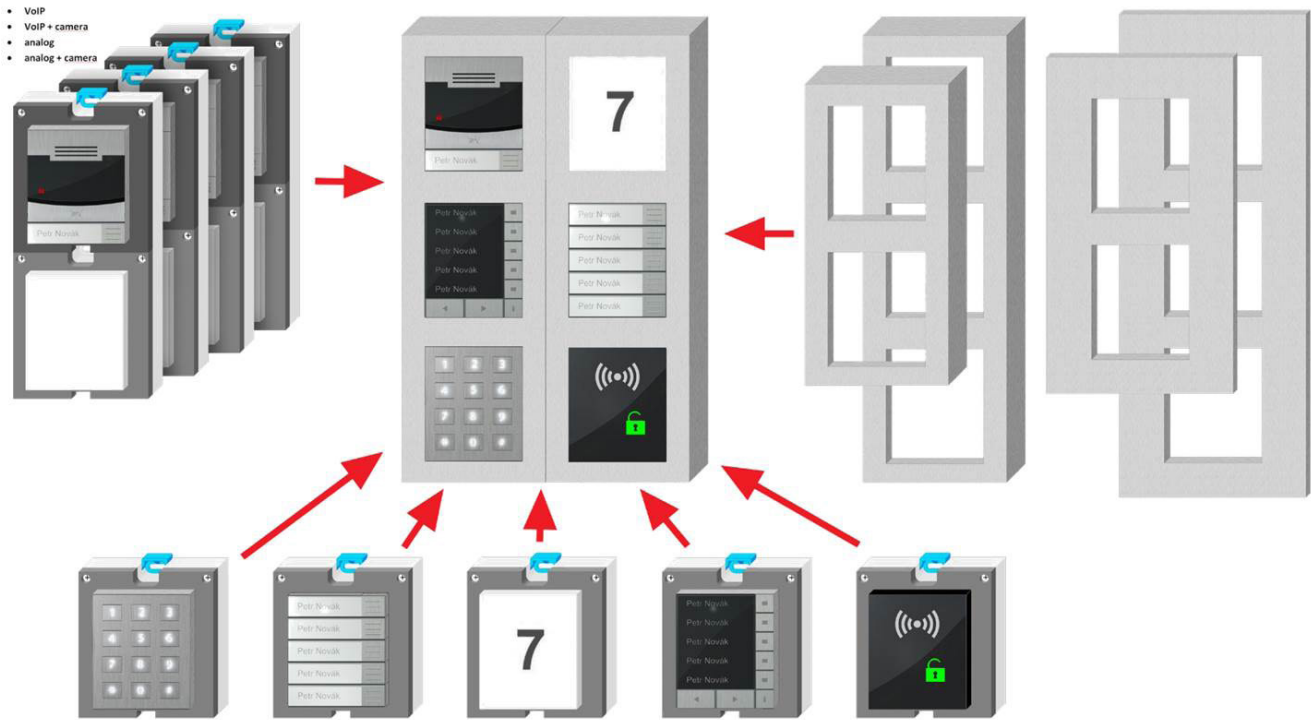




The 2N Helios IP Verso range is a brand new **Modular Door Entry System** designed to offer complete flexibility in specification and function. Using the Verso range of Modules and Frames, individual and bespoke feature-based Door Entry devices can easily be specified and built.

Use this simple guide to specify your complete Verso Door Entry Device...



BASIC UNITS

The **2N Helios IP Verso Modular Door Intercom System** is designed for outdoor applications and requires no additional roof. Choose the proper frame and, if necessary, mounting box type depending on your particular 2N Helios IP Verso installation needs.



9155101 BASIC UNIT

There must be just one (with/without a camera) **Basic Main Unit** in every installation. The basic unit installation requires two frame/box positions; the other position, however, is left for additional module installation.



9155101C BASIC UNIT WITH CAMERA

There must be just one (with/without a camera) **Basic Main Unit** in every installation. The basic unit installation requires two frame/box positions; the other position, however, is left for additional module installation.

TIP..

Be sure to order the covering frame for the flush or plasterboard mounting box together with the flush mounting box

- 1-module frame (Part No. 9155011) – 1-module flush mounting box (Part No. 9155014)
- 2-module frame (Part No. 9155012) – 2-module flush mounting box (Part No. 9155015)
- 3-module frame (Part No. 9155013) – 3-module flush mounting box (Part No. 9155016)

FRAMES



9155011

Flush mounting frame,
1 module



9155012

Flush mounting frame,
2 modules



9155013

Flush mounting frame,
3 modules



9155021

Surface mounting
frame, 1 module



9155022

Surface mounting
frame, 2 modules



9155023

Surface mounting
frame, 3 modules

TIP

The 1-module frame is used when another module is added to the existing installation or when the module is mounted to an extended interconnecting cable for an outgoing reader, for example.

ADDITIONAL FUNCTION MODULES



9155030

Infopanel module



9155031

Keypad module



9155032

RFID Card Reader,
125 kHz



9155033

RFID Card Reader, 13
MHz



9155034

I/O Module



9155035

5-Button Module


9155036

Electronic Buttons



9155037

Wiegand Module



9155038

Tamper Switch



9155039

Blank module

9155050

1 m interconnecting
cable

MOUNTING ACCESSORIES



9155014

Flush mounting box, 1 module



9155015

Flush mounting box, 2 modules



9155016

Flush mounting box, 3 modules

VOIP PHONES



91378351

Grandstream GXV3140 VoIP videophone



91378354

Grandstream GXV3175 VoIP videophone

ELECTRIC LOCKS



932070E

BEFO 1211 12V / 600 mA



932080E

BEFO 1221 with momentary pin



932090E

BEFO 1211MB with mechanical blocking

POWER SUPPLY



91378100

PoE injector



91341481E

12 V / 2 A adapter
A stabilised power supply must be used where PoE supply is not applied.



932928E

12 V transformer

ADDITIONAL ACCESORIES



9159010

Security relay




9137420E

External 125 kHz RFID card reader for PC connection via USB



9137410E

External IP relay



9134165E

RFID card, 125 kHz



9134166E

RFID key fob, 125 kHz

Part No.	Name	Description
9155101	2N Helios IP Verso – Basic unit	There must be just one (with/without a camera) basic unit in every installation. The basic unit installation requires two frame/box positions; the other position, however, is left for additional module installation.
9155101C	2N Helios IP Verso – Basic unit with camera	
9155011	2N Helios IP Verso – Flush mounting frame, 1 module	A 1-module covering frame for the flush/plasterboard mounting box. The 1-module frame is used when another module is added to the existing installation or when 1 module is mounted to an extended interconnecting cable for an outgoing reader, for example. Be sure to order the flush mounting frame together with the 1-module flush mounting box.
9155012	2N Helios IP Verso – Flush mounting frame, 2 modules	A 2-module covering frame for the flush/plasterboard mounting box. Be sure to order the flush mounting frame together with the 2-module flush mounting box.
9155013	2N Helios IP Verso – Flush mounting frame, 3 modules	A 3-module covering frame for the flush/plasterboard mounting box. Be sure to order the flush mounting frame together with the 3-module flush mounting box.
9155014	2N Helios IP Verso – Flush mounting box, 1 module	The box is designed for flush or plasterboard mounting of 1-module sets and delivered including accessories for multiple box assemblies.
9155015	2N Helios IP Verso – Flush mounting box, 2 modules	The box is designed for flush or plasterboard mounting of 2-module sets and delivered including accessories for multiple box assemblies.
9155016	2N Helios IP Verso – Flush mounting box, 3 modules	The box is designed for flush or plasterboard mounting of 3-module sets and delivered including accessories for multiple box assemblies.
9155021	2N Helios IP Verso – Surface mounting frame, 1 module	A 1-module covering frame for the surface mounting box. The 1-module frame is used when another module is added to the existing installation or when 1 module is mounted to an extended interconnecting cable for an outgoing reader, for example.
9155022	2N Helios IP Verso – Surface mounting frame, 2 modules	A 2-module covering frame for the surface mounting box.
9155023	2N Helios IP Verso – Surface mounting frame, 3 modules	A 3-module covering frame for the surface mounting box.
9155030	2N Helios IP Verso – Infopanel	The Infopanel module helps you place such information into the intercom installation as house number, opening hours and similar data. The Infopanel backlight is software controlled.
9155031	2N Helios IP Verso – Keypad	The numeric keypad module helps you dial users via their phonebook positions or phone numbers, control the lock and use other code-accessible functions. The keypad digits and symbols are backlit.
9155032	2N Helios IP Verso – RFID Card Reader, 125 kHz	The card reader module provides you with access control via contactless cards or key-fobs. The module supports the 125 kHz EM-41xx or HID Proximity cards.
9155033	2N Helios IP Verso – RFID Card Reader, 13 MHz	The card reader module provides you with access control via contactless cards or key-fobs. The module supports the following 13.56 MHz cards or other carriers: <ul style="list-style-type: none"> • ISO14443A Mifare Classic 1k & 4k, DESFire EV1, Mini, Plus S&X, SmartMX, Ultralight, Ultralight C, SLE44R35, my-d move (SLE66Rxx), PayPass, Legic Advant • ISO1443B Calypso, CEPAS, Moneo, SRI512, SRT512, SRI4K, SRIX4K, PicoPass, HID iCLASS, • ISO18092, Sony FeliCa
9155034	2N Helios IP Verso – I/O module	The module provides logical inputs and outputs for sensor integration or door control. The module is installed under another module, i.e. needs no separate position.
9155035	2N Helios IP Verso – buttons	A module with 5 mechanical quick dial buttons. The buttons are backlit and can include nametags.
9155036	2N Helios IP Verso – electronic buttons	A module with 5 electronic buttons for quick dialling from the phonebook. Use the arrow buttons to browse through every 5 phonebook positions and press the button next to the name in the current set of five positions to dial.
9155037	2N Helios IP Verso – Wiegand module	The module helps you interconnect your system with other systems via the Wiegand interface. The module is installed under another module, i.e. needs no separate position.
9155038	2N Helios IP Verso – Tamper Switch	The module secures your system against tampering by detecting intercom opening or top frame removing. The module is installed on a special place and needs no separate position.

Quick Links

JOIN US...

Contact Details